

TriMode™ Probe Family

► P7500 Series



► P7516 with optional P75PDPM.

TriMode™ Probing, Connectivity and Performance

Revolutionary TriMode Probing Architecture

Tektronix P7500 Series – A New Differential Probe Architecture Leading The Way In High-speed Probing Solutions – One probe setup makes differential, single-ended and common mode measurements accurately and definitively.

Tektronix is a known leader when it comes to signal fidelity and signal acquisition. Building on our history of market-leading

innovations in probing, we have invented a revolutionary new probing architecture called TriMode Probing that defines the next-generation industry benchmark for usability and signal fidelity. Tektronix' new differential architecture changes the rules and allows you to work more effectively and efficiently. By enabling unique functionality, the P7500 Series differential probes allow you to switch between differential, single-ended and common mode measurements without moving the probe from its connection points.

► Features & Benefits

TriMode – One Setup, Three Measurements without Adjusting Probe Tip Connections

- Differential
- Single-ended
- Common Mode (Requires Only One Probe vs. Conventional Probing Techniques)

Signal Fidelity

- P7516
 - Bandwidth: >16 GHz (Typical)
 - Rise Time 10% to 90%: <32 ps (Typical)
 - Rise Time 20% to 80%: <24 ps (Typical)
- P7513
 - Bandwidth: >13 GHz (Typical)
 - Rise Time 10% to 90%: <40 ps (Typical)
 - Rise Time 20% to 80%: <28 ps (Typical)

Versatile Connectivity –

- Solderdown, Hand-held, Fixtured**
- TriMode Solder Down
 - Small Form Factor Allowing Easy Access Between PCBs
 - Long Reach Accessibility with Superior Signal Fidelity
- Precision Differential Probing Module – Optional Hand-held and Fixtured Probing
 - Small Precision Tapered Tips, an Articulated Joint for Compliance and Variable Tip Spacing

TekConnect® Interface –

- TekConnect Scope/Probe Control and Usability
- Direct Control from Probe Compensation Box or From Scope Menu
- Automated Measurement Control Through the TekConnect™ Interface to Connect to Tektronix Real-Time Oscilloscopes
- View TriMode/Attenuation Settings on Probe Comp Box from Top or End Panel


► Applications

Examples Include, but Are Not Limited to:

- PCI-Express II, Serial ATA III, DDRII, FB-DIMM, Rambus, XAUI, 2*XAUI

TriMode™ Probe Family

► P7500 Series

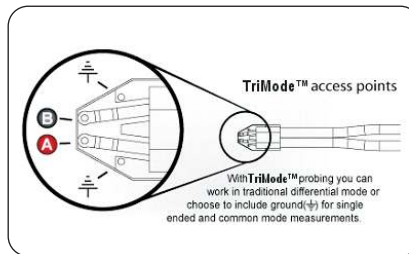


► End panel view.


Improved productivity is achieved by reducing setup time. With this new differential probe architecture you set up once and make three different measurements by changing the probe settings. The TriMode™ probe architecture for the P7500 Series probes continues the tradition of highest bandwidth and low DUT loading while providing improved connectivity and value.




► Top panel view.



► Tip view.



► Before TriMode: 1 probe for differential; 2 probes for SE and common mode; or 1 probe soldered and re-soldered 3 times; 2 probes for common mode.



► After TriMode (P75TLRST): 1 probe for differential, single-ended and common mode, with only 1 setup required.

Connectivity Plus – Solderdown – Handheld – Fixtured


The P7500 Series differential probe architecture offers a new level of connectivity and provides the highest probe fidelity available for real-time oscilloscopes. The new improved multi-point connectivity solutions of the P7500 Series include:

- ▶ Standard **TriMode™ Long Reach Solder Tip** (P75TLRST) – with a longer reach and very small, low profile form factor
- ▶ Optional **Precision Differential Probing Module** (P75PDPM) – for handheld and fixtured applications is also available

Measurements on and between circuit boards is now easier and quicker with the Long Reach Solder Tips. These tips are easily interchanged by simply unplugging the tip (P75TLRST) and plugging in another.

Hand-held and fixtured probing needs are met using the optional P75PDPM (Precision Differential Probing Module). Its small precision tapered tips, variable articulation of the probe tip and quick adjusting-variable tip spacing provides the needed flexibility for adapting to vias and other test points of differing sizes from 30 mm to 180 mm.


These precision connectivity tools enable you to access multiple signals on anything from convenient test pads to hard-to-reach, high-density circuitry.



▶ P75TLRST TriMode Long Reach Solder Tip.

Signal Fidelity

You can be confident in the signal fidelity of your measurements. Tektronix' innovative new differential architecture coupled with the superior electrical performance of IBM SiGe technology provides the bandwidth and fidelity to meet the industry needs of today as well as tomorrow.



▶ P7500 with P75PDPM.

The new P7500 Series differential probe architecture provides:

- ▶ Highest bandwidth available >16 GHz
- ▶ Excellent step response
- ▶ Low DUT loading
- ▶ High CMRR
- ▶ Differential, single-ended or common mode measurements using one probe

TriMode™ Probe Family

► P7500 Series

► Characteristics

TriMode™ Probe Architecture	P7516	P7513
Bandwidth (typical)	>16 GHz	>13 GHz
Rise Time (10% to 90%) (typical)	<32 ps	<40 ps
Rise Time (20% to 80%) (typical)	<24 ps	<28 ps
Attenuation (user selectable)	5X or 12.5X (nominal)	5X or 12.5X (nominal)
Differential Input Range	±0.75 V (5X) ±1.75 V (12.5X)	±0.75 V (5X) ±1.75 V (12.5X)
Common Mode Input Range	+4.0 to -2.0 V	+4.0 to -2.0 V
DC Input Resistance (differential)	100 kΩ	100 kΩ
Noise	<33 nV/√Hz (5X) <48 nV/√Hz (12.5X)	<33 nV/√Hz (5X) <48 nV/√Hz (12.5X)
CMRR (differential mode)	>60 dB @ DC >40 dB to 50 MHz >30 dB to 1 GHz >20 dB to 8 GHz >15 dB to 15 GHz	>60 dB @ DC >40 dB to 50 MHz >30 dB to 1 GHz >20 dB to 7 GHz >15 dB to 13 GHz
Isolation (A input, B input mode)	>40 dB to 50 MHz >30 dB to 1 GHz >20 dB to 8 GHz >10 dB to 16 GHz	>40 dB to 50 MHz >30 dB to 1 GHz >20 dB to 7 GHz >10 dB to 13 GHz
DMRR (common mode)	>40 dB to 50 MHz >30 dB to 1 GHz >20 dB to 8 GHz >10 dB to 16 GHz	>40 dB to 50 MHz >30 dB to 1 GHz >20 dB to 7 GHz >15 dB to 13 GHz
Non-destructive Input Range	±15 V	±15 V
Interface	TekConnect™	TekConnect
Cable Length	1 meter	1 meter

Minimum System Requirements/Instrument Compatibility

P7500 Series TriMode Probes are compatible with the DPO/DSA70000 series and any legacy^{*1} TekConnect interface oscilloscopes. The chart below shows recommended probe/oscilloscope model combinations.

Instrument	BW (Scope)	Recommended Probe
DPO/DSA72004	20 GHz	P7516
DPO/DSA71604	16 GHz	P7516
DPO/DSA71254	12.5 GHz	P7513, P7313
80A03		P7516, P7513
RTPA2A		P7516, P7513

*1 TDS6154C and 61254C require firmware version 5.1.5 and above.

▶ Ordering Information

P7516

TriMode™ Differential Probe, 16 GHz, for TekConnect™ Interface Oscilloscopes.

Includes: See Standard Accessories table.

P7513

TriMode Differential Probe, 13 GHz, for TekConnect Interface Oscilloscopes.

Includes: See Standard Accessories table.

User Manual Options

Opt. L5 – Japanese.

Opt. L7 – Simplified Chinese.

▶ Service Options

CA1	A single calibration event or coverage for the designated calibration interval, whichever comes first
C3	Calibration Service 3 years
C5	Calibration Service 5 years
D3	Calibration Data Report 3 years (with Option C3)
D5	Calibration Data Report 5 years (with Option C5)
R3	Repair Service 3 years
R5	Repair Service 5 years

▶ Additional Service Products Available During Warranty (DW) or Post Warranty (PW)

CA1	A single calibration event or coverage for the designated calibration interval, whichever comes first
R1PW	Repair service coverage 1 year post warranty
R2PW	Repair service coverage 2 year post warranty
R3PW	Repair service coverage 3 years (includes product warranty period). 3-year period starts at time of customer instrument purchase
R5PW	Repair service coverage 5 years (includes product warranty period). 5-year period starts at time of customer instrument purchase

TriMode™ Probe Family

► P7500 Series

► Standard Accessories

Description	P7516	P7513	Reorder Part Number
Probe Carrying Case	1 each	1 each	016-1997-XX
The Documentation Kit Contains: Printed Quick Start User Manual, CD-ROM contains PDFs of basic probe and measurement literature, and the probe manuals (the user manual and a probe specific technical reference PDF)	1 each	1 each	020-2790-XX (English with Standard) 020-2791-XX (Japanese with Opt. L5) 020-2792-XX (Simplified Chinese with Opt. L7)
Anti-static Wrist Strap	1 each	1 each	006-3415-XX
Certificate of Traceable Calibration	1 each	1 each	Standard with probe
Data Calibration Report: Lists the Manufacturing Test Results of Your Probe at the Time of Shipment and Is Included with Every Probe	1 each	1 each	Standard with probe
Probe Calibration Fixture	1 each	1 each	067-1821-XX
50 Ω Coax Cable – Male BNC to Male BNC	1 each	1 each	012-0208-XX
50 Ω Coax Cable – Male SMA to Male SMA	1 each	1 each	174-1120-XX
Accessory Box with Foam Inserts (see contents listing below 1 through 7)	1 each	1 each	020-2729-XX
1) P7500 TriMode™ Long Reach Solder Tip	2 each	2 each	P75TLRST
2) G3PO Bullet Kit (includes 4 bullets)	1 kit	1 kit	013-0359-XX
3) G3PO Bullet Removal Tool	1 each	1 each	003-1896-XX
4) Solder Kit: (solder spool, wire spool)	1 each	1 each	020-2754-XX
5) Tape, Adhesive (strips, 10 each)	1 kit	1 kit	006-8237-XX
6) Marker Band Set (2 each of 5 colors)	1 kit	1 kit	016-0633-XX
7) Accessory Performance Summary and Reorder Sheet	1 each	1 each	001-1423-XX

▶ Recommended Accessories

Description	Part Number
P7500 Series Precision Differential Probing Module P7500 Precision Differential Probing Module Accessory Kit (see item 1 through 8 below)	P75PDPM
1) Accessory Performance Summary and Reorder Sheet	001-1423-XX
2) P7500 Tip Cable Pair (matched to 1ps, 1 each)	P75TC
3) P7500 Probing Module Tip Probe Tips Replacement Kit (1-Right and 1-Left)	P75PMT
4) Accessory Kit; Ground Spring, Large 4 each	016-1998-XX
5) Accessory Kit; Ground Spring, Small 4 each	016-1999-XX
6) Handle, Adapter (Probing Module)	367-0545-XX
7) G3PO Separator Tool	003-1897-XX
8) Ground spring tool	003-1900-XX
Deskew Fixture	067-1586-XX
Probe Positioner	PPM100
Precision, 3 Position, Probe Positioner	PPM203B
8200 Series TekConnect® Probe Interface	80A03
RTSA Series TekConnect Probe Interface	RTPA2A

TriMode™ Probe Family

► P7500 Series

Contact Tektronix:

ASEAN / Australasia (65) 6356 3900
Austria +41 52 675 3777
Balkan, Israel, South Africa and other ISE Countries +41 52 675 3777
Belgium 07 81 60166
Brazil & South America (11) 40669400
Canada 1 (800) 661-5625
Central East Europe, Ukraine and the Baltics +41 52 675 3777
Central Europe & Greece +41 52 675 3777
Denmark +45 80 88 1401
Finland +41 52 675 3777
France +33 (0) 1 69 86 81 81
Germany +49 (221) 94 77 400
Hong Kong (852) 2585-6688
India (91) 80-22275577
Italy +39 (02) 25086 1
Japan 81 (3) 6714-3010
Luxembourg +44 (0) 1344 392400
Mexico, Central America & Caribbean 52 (55) 5424700
Middle East, Asia and North Africa +41 52 675 3777
The Netherlands 090 02 021797
Norway 800 16098
People's Republic of China 86 (10) 6235 1230
Poland +41 52 675 3777
Portugal 80 08 12370
Republic of Korea 82 (2) 528-5299
Russia & CIS +7 (495) 7484900
South Africa +27 11 254 8360
Spain (+34) 901 988 054
Sweden 020 08 80371
Switzerland +41 52 675 3777
Taiwan 886 (2) 2722-9622
United Kingdom & Eire +44 (0) 1344 392400
USA 1 (800) 426-2200

For other areas contact Tektronix, Inc. at: 1 (503) 627-7111

Updated 15 September 2006

Our most up-to-date product information is available at:

www.tektronix.com



Product(s) are manufactured in ISO registered facilities.

Product(s) complies with IEEE Standard 488.1-1987, RS-232-C, and with Tektronix Standard Codes and Formats.

Copyright © 2007, Tektronix. All rights reserved. Tektronix products are covered by U.S. and foreign patents, issued and pending. Information in this publication supersedes that in all previously published material. Specification and price change privileges reserved. TEKTRONIX and TEK are registered trademarks of Tektronix, Inc. All other trade names referenced are the service marks, trademarks or registered trademarks of their respective companies.

5/07 DVW0W

51W-20271-1

Tektronix
Enabling Innovation